



UK CFS/ME Research Collaborative Annual General Meeting Wednesday 17 December 2014

Time: 2.45 – 3.30pm

Location: Science Media Centre Briefing Room, Wellcome Collection,
183 Euston Road, London NW1 2BE

Registration: Attendance for Members (Associate, Student/Professional) and
by registration, in advance at www.crmrcagm.eventzilla.net

Livestreaming: You must register at the livestream site in advance of the
event at <https://new.livestream.com/accounts/11203052/events/3629041>
(see next page for a step-by-step guide).

You do not need to be a Collaborative Member to join the livestream but
please note we will not be using the livechat facility to take questions during
the AGM.

Agenda:

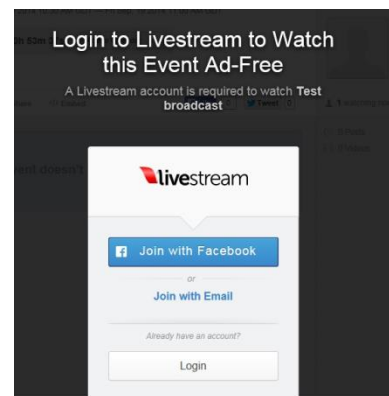
1. Welcome & Apologies
2. Annual Report 2013 – 14
3. Charter revisions/approval
4. Plans for 2104 – 15
5. Membership of the Board
6. AOB

How to register to watch the UK CFS/ME Research Collaborative AGM by Livestream

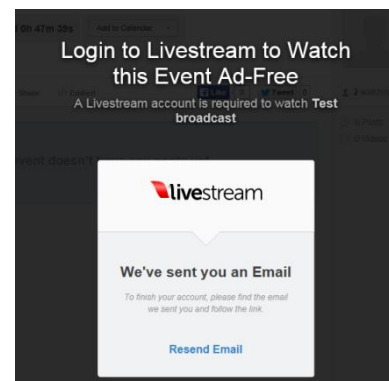
PLEASE NOTE if you experience any difficulties during registration, you can access technical support by clicking on the HELP button in the top right-hand corner of the Livestream website.

1. Go to <https://new.livestream.com/accounts/11203052/events/3629041>

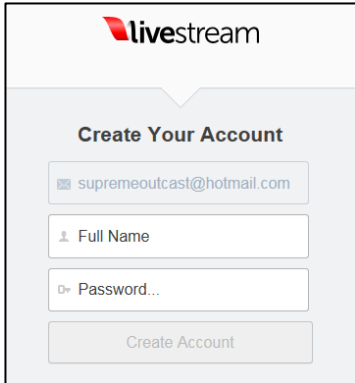
2. You will be prompted to log in to Livestream via your Facebook or email address as shown below. We would recommend signing up via email. Your details are required so that we can track how many people have signed up to attend our broadcasts. We do not pass your information on to any third parties.



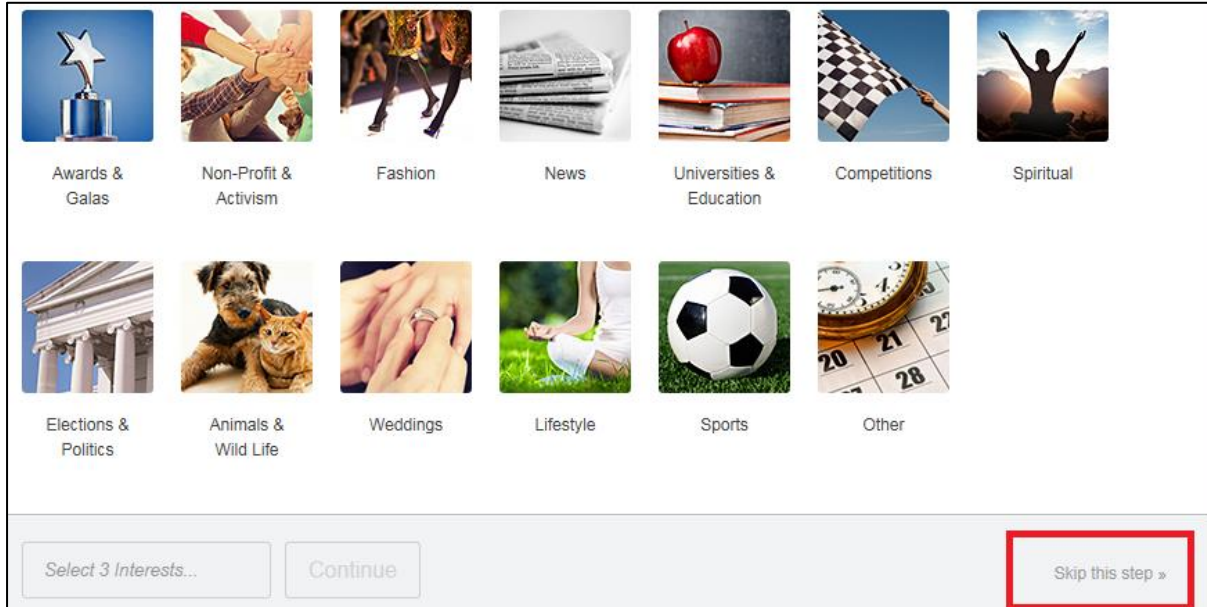
3. A confirmation link will be sent to the email address you specified when signing up – check your spam folder if it doesn't pop up in a few minutes. You will need to open this email and click on the 'Create Account' link inside.



4. Once you've clicked on the link, Livestream will ask you to enter your name and a password so that it can create a free account for you. An account is needed in order to watch the broadcast.

A screenshot of the Livestream account creation form. It features the Livestream logo at the top. Below the logo, it says "Create Your Account". There are three input fields: an email field containing "supremeoutcast@hotmail.com", a "Full Name" field, and a "Password.." field. At the bottom is a "Create Account" button.

5. You will be prompted to sign up for broadcasts matching your interests. If you don't want to do this, choose 'skip this step' at the bottom of the page.



6. That's it, you're done. You'll receive an email in advance of the event reminding you that it's going to take place. Click on the link provided in the email and you'll come straight back to this page on the day, which is where you'll watch the broadcast.
7. If you want to look at the AGM Livestream page before the day (the agenda is posted there) the Livestream site requires you to choose to follow at least four other broadcasts. You can do this by following the instructions on the screen. Please click on the HELP section in the top right-hand corner of the Livestream website for more information.